

The first 12 months

Supportive Care volunteers in

Western Sydney LHD

As at December 2017

120

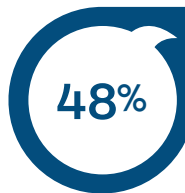
SUBURBS

5

LGAS (LOCAL GOVERNMENT AREAS)



POPULATION BORN OVERSEAS



POPULATION WITH ENGLISH AS A SECOND LANGUAGE

17



VOLUNTEERS AT NOVEMBER 2016

Service started in November 2016

44



VOLUNTEERS AT NOVEMBER 2017

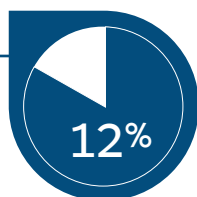
900,000

POPULATION OF LHD

Vs

7,544,000

POPULATION OF NSW



of NSW population

FEMALE VOLUNTEERS

95%



MALE VOLUNTEERS

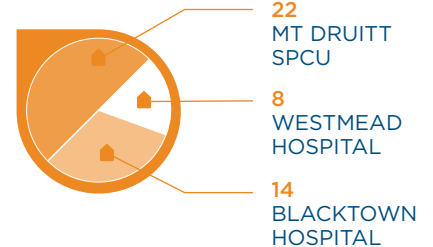


18-80 YEARS
AGE RANGE OF VOLUNTEERS

41.8 YEARS
AVERAGE AGE OF VOLUNTEER



3 SITES WITH VOLUNTEERS



RETENTION RATE OF VOLUNTEERS IN FIRST YEAR

81%

56.8%

VOLUNTEERS WITH A SECOND LANGUAGE

The Western Sydney Local Health District catchment is one of the State's fastest growing with a rich tapestry of culture, people, traditions and beliefs. In 2016 Mount Druiitt Supportive and Palliative Unit was rated Australia's leading palliative care service by the Palliative Care Outcomes Collaboration (PCOC).